

DIY: TERRARIUMS

WITH PROPAGATED
SUCCULENTS & CREATIVE
CONTAINERS

1

CHOOSE YOUR CONTAINER

Re-purpose clear glass, open top containers: spaghetti sauce, pickles, canning jars, etc.

2

1ST LAYER: SMALL ROCKS

Fill the bottom of the vessel with a 1 1/2-inch layer of small rocks to collect the water drainage.

3

2ND LAYER: SHEET MOSS

Soak dried sphagnum or sheet moss in water for a few seconds and squeeze out any excess liquid. Place the slightly damp moss onto the rocks, making sure it fills the entire surface area

4

FILL WITH SOIL & PLANT YOUR SUCCULENT!

Scoop the soil into a funnel and fill the container with several inches of it. Plant your plants and don't over water!

5

DECORATE YOUR JAR

Use book pages, stamps, ribbon, paper punches, & more to decorate your terrarium.



DIY: ZERO WASTE WRAPPING STATION

CREATIVE GIFT WRAPPING IDEAS



FOR WRAPPING

- Old paper grocery bags
- Recycled paper
- Newspaper
- Scrap fabric
- Old men's button down
- A bag that's part of the gift
- Vintage scarf
- Pretty dish cloth



FOR TYING

- Twine
- Hemp
- Leather cord
- Strips of scrap fabric
- Metal wire



FOR EMBELLISHMENT

- Real plants
- Vintage jewelry
- Palo Santo sticks
- Buttons



REUSING OLD CARDS

- Make paper ornaments
- Holiday Banner
- Use them in scrap-booking
- Turn them into recipe cards
- Frame them
- Make book marks

DIY: NUTS & BOLTS JEWELRY

SCREWS, WASHERS, AND BOLTS



WASHER NECKLACE

Use different colors, shapes and sizes to add variation and depth to a cute & modern necklace design.



STACKED NECKLACES

Paint and stack nuts and thread onto a metal chain - viola!



NUTS & BOLT EARRINGS

Take different nuts & bolts to customize your design.



WINDCHIME

Have a plethora of old rusty tools, bolts, screws, & washers? Put them all together in this rustic, functional wind chime for your garden or front porch.



INSCRIBED WASHERS

Personalize your jewelry with metal letter stamps. Perfect for single word inspirations!

PILL BOTTLE CRAFTS

PRACTICAL PILL BOTTLES



STORAGE CONTAINERS

toothpicks, straight pins, needles, thumbtacks, headphones, cotton balls, Q-tips, safety pins, and more!



TRAVEL SIZED SEWING KITS

Insert a couple different sized needles and safety pins, a couple of buttons, a needle threader and several others to create your kit.



MINIATURE FIRST AID KITS

Band aids, tweezers, alcohol pads, antibiotic ointment packs, burn relief pack, Benadryl, and ibuprofen.



HIDE-A-KEY

make a great weather-proof container. With a rock to disguise the top, you can tuck it into a rock garden or partially bury it to hide it's location.



RAINBOW CRAYONS

Instead of wasting those broken pieces, melt them into a pill box to make these awesome rainbow crayons.


COFFEE GROUNDS

DRINK YOUR COFFEE AND
CRAFT WITH IT TOO!



EXFOLIATING SCRUB

The caffeine in coffee helps stimulate skin cells and promotes healthier, tighter skin. Simply add coconut oil, vitamin E oil or jojoba oil to coffee grounds and massage it on in the shower



ADD IT TO YOUR COMPOST

Coffee grounds can help increase nutrient levels and decrease the greenhouse gas emissions of your compost



BUG REPELLENT

Coffee grounds contain compounds that are toxic to many insects. You can use your coffee grounds to repel mosquitos, fruit flies, beetles and other pests



ELIMINATE ODOR

Coffee grounds can help absorb and eliminate odors from your refrigerator, gym bag or smelly shoes. Using them as a hand scrub can also help remove lingering smells from onion or garlic




USE IT AS NATURAL DYE

Used coffee grounds are a great natural alternative to harsh chemical dyes. Simply rewet them and use them to dye paper or fabric or darken Brunette hair

REPURPOSED BOOK CRAFTS

TURNING DISCARDED BOOKS
INTO TREASURES



FOLDED AND CUT BOOK ART

Using free patterns and a few basic supplies create beautiful art by folding pages or cutting pages with a craft knife



MINI BOOKS

REuse old book pages, covers, and other materials to make and embellish mini books



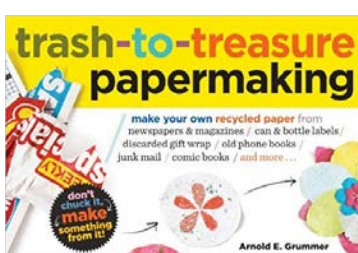
ORIGAMI

Use book pages as they are or dye /paint them then fold. Free patterns and origami books abound.



BOOK COVER CRAFTS

Purses, Accordion Files,
Storage Boxes



PAPER MAKING AND DYING

Eco Paper, Seeded Paper,
Recycled Paper

ARTIST TRADING CARDS

CREATE MINI WORKS OF ART TO SHARE, TRADE AND DISPLAY




A FEW SIMPLE RULES

2 1/2" X 3 1/2 inches in size
Fit inside a trading card holder
Make plenty to trade. Create cards from old books and papers or start with a blank slate.



THE MEDIUM

ANY medium that can fit on the trading card will do. Painting, drawing, inking, sewing, mixed media, collage - anything goes!




THEMES

Create several of the same design, choose a theme for your own or join a themed swap.



PAPER AND COLORING

Any type of paper works - recycled books and paper work great. Simply dye them - India Ink, Stamping, Watercolors, flowers/plants/tea



EMBELLISH

Ribbon, sequins, old jewelry, colored paper, quotes/pictures, shrink plastic, stickers & gems, fabric, sewing, beads, etc.

HOLIDAY PAPERCRAFTS

CREATE DIVERSE CRAFTS USING
OLD BOOKS

CARDS AND GIFT TAGS



Old book pages, some colored paper, embellishments, rubber stamps, paints, paper punches and ribbons.

FOLDED BOOK TREES/ART



Use a pattern or make your own - folded book art is fun and easy and can fit any theme or holiday.

WREATHS



Create using old books, ribbons, and even natural materials. Can be made year round for different seasons and holidays.

GARLANDS



Garlands are a year round home decor item celebrating many holidays and seasons. Books are a simple, fun medium for creating garlands.

ORNAMENTS/DECOR



Easy ornaments can be made using cookie cutters. Cut 6-8 of the same shape and glue or sew down the center, embellish, add a string and hang.


TRASHY FASHION

TURN YOUR OLD CLOTHING,
COSTUMES AND OTHER "TRASH"
INTO NEW, WEARABLE ART




GATHER SUPPLIES

Anything goes! Collect old clothing - big or small, accessories and embellishments. Don't forget bondable interfacing. More than just old clothing works.




GATHER YOUR TOOLS

Sewing machine, thread and needles. Hot glue gun and other adhesives. Digital die cut machine and templates.



DESIGN

Take time to design your new fashion on paper or digitally



CREATE

Sew, glue, and create your piece



SHARE

Model your fashions with an impromptu fashion show, gift them or just wear them in style.

ZERO WASTE PARTY KIT!

PARTY RESPONSIBLE WITH LITTLE TO NO WASTE!



COST OF DISPOSABLES

.02 per plastic utensil @ 15 = .30
.17 per napkin @15 = 2.55
.22 per plate @15 = 3.30
.13 per bowl @15 = 1.95
.14 Per cup @15 = 2.10
.27 per coffee cup @15 = 2.55

Total throw away cost for party of 15:
\$12.75



COST OF KIT

Average cost of one kit:
Serves 15 = \$50
Get creative and save more!
Shop garage sales, thrift stores and take inventory of your own home goods. Re-purpose fabrics for napkins and table clothes, etc.

KIT INCLUDES



- re-usable plates
- cups
- mugs
- napkins
- flatware, and serving utensils

AVERAGE TIME USED: 12 MINUTES.

LIFE IN THE LANDFILL: 500–1,000 YEARS.

SPECIAL RECYCLING COLLECTION

FINDING ADDITIONAL PARTNERS



LONELY WHALE FOUNDATION

Lonely Whale is an incubator for courageous ideas that drive impactful market-based change on behalf of our ocean

#STOPSUCKING

We use 500 million plastic straws every day in America. Many plastic straws end up in our ocean, polluting water and harming sea life. Join the movement, #StopSucking For A Strawless Ocean.

GIMME 5 PROGRAM

- Finally, a simple and fun recycling solution for your yogurt cups, hummus tubs and other #5 plastic containers! By recycling your #5 plastics through the Preserve Gimme 5 program, you are:
 - 1) Saving plastic from being sent to landfills
 - 2) Keeping it local by recycling it here in the USA
 - 3) Powering Preserve by helping us transform your recyclables into new Preserve toothbrushes and razors

TREX RECYCLING

When you donate your unwanted plastic materials to Trex, not only are you helping to keep thousands of pounds of waste out of landfills, you're also helping us to continue to create beautiful and environmentally responsible outdoor products.

RECYCLING PARTNERSHIP

The Recycling Partnership is a national nonprofit transforming recycling in towns all across America.

